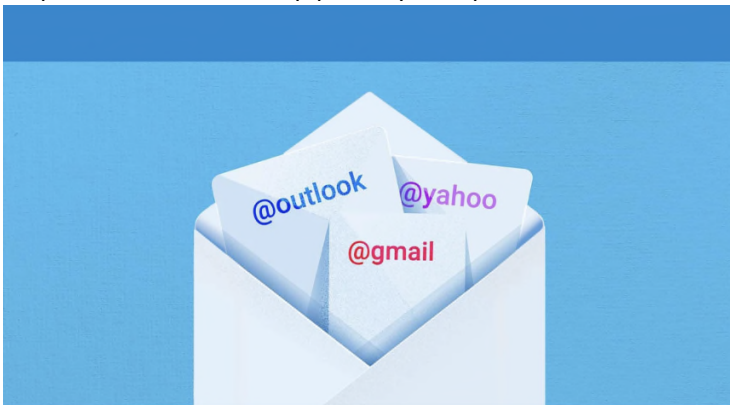


CONCORDIA UNIVERSITY

WISCONSIN & ANN ARBOR

Setup your CUWAA Email Account in the Gmail
App (Android)

1. Open the Gmail app on your phone



You can now add all your email addresses.
[Learn more](#)

[+](#) Add an email address

TAKE ME TO GMAIL

2. Tap "Add an email address"



Set up email



Google



Outlook, Hotmail, and Live



Yahoo



Exchange and Office 365



Other

3. Tap "Exchange and Office 365"



Enter your email address

Email

first.last@cuw.edu

[Set up manually](#)

[Next](#)

-
4. Enter your CUW or CUA email address and then tap "Next"



Choose a way to sign in



Use my password




Sign in to an organization

Back

5. Tap "Use my password"

CONCORDIA UNIVERSITY
WISCONSIN & ANN ARBOR

← @cuw.edu

Enter password

Password

Your account will be remembered on this device.

[Forgot my password](#)

Sign in

6. Enter your password and then tap “Sign in”



[Redacted]@cuw.edu

Permissions requested



This app would like to:

- Maintain access to data you have given it access to
- View your basic profile
- Access your mailboxes
- Consent on behalf of your organization

Accepting these permissions means that you allow this app to use your data as specified in their [terms of service](#) and [privacy statement](#). You can change these permissions at <https://myapps.microsoft.com>. [Show details](#)

Does this app look suspicious? [Report it here](#)

Save password?

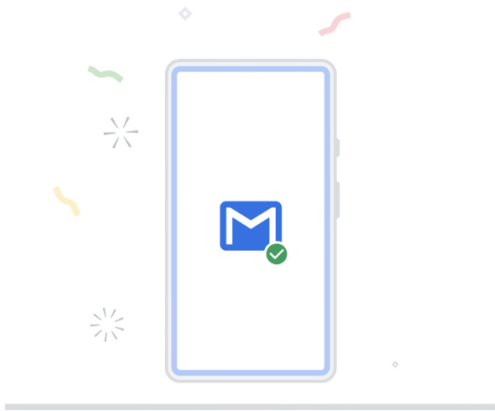


Never

7. Tap "Accept" (You do not need to select the "Consent on behalf of your organization" checkbox)



Your account is ready to go!



Done

Your CUWAA email account is ready to use!